

Alcohol Hand Disinfectant

! Always Read Product Label and Material Safety Data Sheet before use. For Professional use only.

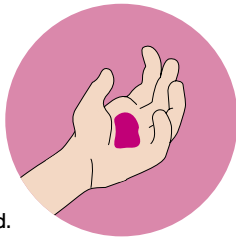
! Always wear required PPE when handling chemicals.



Surgical Hand Disinfection

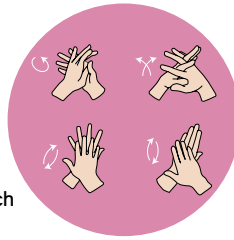
1

Ensure hands are clean and dry. Dispense approx. 3ml into palm of hand.



2

Rub hands palm to palm. Rub palms over the backs of each hand and rub with fingers interlaced.



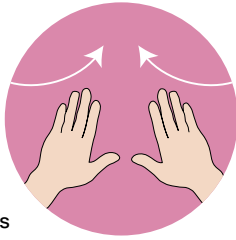
3

Rub the thumbs in the opposite palm.




4

Ensure all surfaces of the hands are covered and apply 3ml aliquots on hands and rub hands for 120 seconds.



5

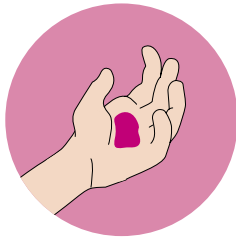
Allow the hands to dry naturally.



Hygienic Hand Wash


1

Ensure hands are clean and dry. Dispense approx. 3ml into palm of hand and rub for 30 seconds ensuring total coverage.



2

Apply another 3ml and rub hands for another 30 seconds.



Composition

Ethanol, Aqua, Glycol, Hydrogen peroxide.

Active

Ethanol 83% (v/v).

Danger

H225: Highly flammable liquid and vapour. H319: Causes serious eye irritation. P210: Keep away from heat, hot surfaces, sparks, open flames and other ignition sources. No smoking. P233: Keep container tightly closed. P305+351+338: IF IN EYES: Rinse cautiously with water for several minutes. Remove contact lenses, if present and easy to do. Continue rinsing. P337+313: If eye irritation persists: Get medical advice/attention. P403: Store in a well-ventilated place. P235: Keep cool, Fire procedures. In case of fire: Use alcohol resistant foam or carbon dioxide to extinguish. P101: If medical advice is needed, have product container or label at hand.

Use biocides safely. Always read product labels before use and see MSDS for further safety guidelines and storage and disposal conditions.



Your only solution



Bottle and boxes widely recycled

Available at g9chemicals.com